


*Aquarium of the Pacific*<sup>™</sup>

HOW TO MAKE THE  
MOST OF YOUR  
**MEMBERSHIP**



# TABLE OF CONTENTS

- 3** Hello There (The Intro)
- 4** Get More Out of Your Aquarium
- 6** How to Beat the Crowds
- 7** Top-Notch Animal Care
- 9** The (Fish) Bucket List
- 10** #AquariumMember
- 11** 5 Ways to Take a Better Photo
- 14** Tips from Members like You
- 15** Sriracha Ceviche
- 17** Pat Yourself on the Back
- 19** That's All, Folks (The Outro)

# HELLO THERE

Welcome to the Aquarium of the Pacific family!

**You are now part of an extraordinary group of fun-seekers, wonder lovers, fish fans, animal enthusiasts, and ocean conservationists.**

In return for your generous support, we've put together this guide to help you make the most of your experience as an Aquarium member. Read on for insider tips, fun facts about our adorable animals, and advice from members just like you.

Don't forget! You receive fantastic member benefits including unlimited FREE admission, VIP entry (skip those long lines!), savings throughout the Aquarium, and more.

**However, the best benefit of all is knowing that your membership helps provide top-notch care to our animals and supports our important educational and conservation programs.**

That's truly priceless.

Thank you from the bottom of our hearts and our World Ocean, too. Your generosity really does mean a lot to us.

All the best,

The Membership Team

# GET MORE OUT OF YOUR AQUARIUM

## Visit More

Since members receive **unlimited free admission**, there's no pressure to fit everything into one trip. Some of our veteran members recommend visiting more often but for shorter time periods. Why not come for 1 to 2 hours instead of 3 to 4?

Spend an entire visit in our Tropical Pacific Gallery by exploring every tank and reading about each animal. While you're there, take time to talk to our knowledgeable education staff and volunteers.

By asking questions and learning more, you're not only getting more bang for your buck, but also more info for your brain!


## Explore More

Ever wonder what it's like on the other side of the exhibit walls? Go on a **Behind-the-Scenes Tour** for a glimpse into the daily operations of the Aquarium.

For the ultimate behind-the-scenes experience, join our husbandry staff for an **Animal Encounter** to get a chance to meet our otters or waddle around with our penguins.

You can also go on one of our **Boat Adventures!** Join us out on the water to look for migrating whales along our coast or check out what's going on in our harbor.





## Discover More

Be sure to download the **Aquarium Guide and Explorer App** for your phone. See what shows will be playing during your visit, check out maps of our various exhibits, and complete missions while exploring with this interactive app.

## Learn More

From tots to teens, we have **Aquarium Adventures** for children of all ages. And guess what? Members get special discounts.

Join us for a learning experience that includes interactive, hands-on activities led by one of our talented educators, or bring in your teen for a Job Shadow class where they'll get a glimpse into the world of our animal care staff.

Your kids will have so much fun, they won't even realize they are learning!

# HOW TO BEAT THE CROWDS



Rise and shine with the animals of the Aquarium! Beat those busy weekend crowds by **arriving between 9:00 a.m. and 11:00 a.m.** on Saturday and Sunday mornings.



During the weekdays, the Aquarium is a popular destination for field trips. We recommend **arriving after 2:00 p.m. or 3:00 p.m.** to avoid large groups of schoolchildren.



For you night owls, we offer extended hours when the Aquarium is open after sunset. Look for **Late Nights** and events like **Night Dive**, when adults can enjoy art, music, and science.



Once Labor Day has passed, most of our guests are busy with the start of the school year. Come in for a **visit during September or October**, and you may feel like you have the place to yourself.

# TOP-NOTCH ANIMAL CARE



Did you know that 475 medical exams are conducted on our animals each year? Or that 10 pounds of shrimp, clam, and squid are used every day to feed just one of our sea otters? With over 11,000 animals, we strive to provide the best environments for our marine friends every single day.

Renewing your membership is one way to help support all the activities vital to the optimal health of our animals. Read on for a sampling of how you are helping to make our animals the happiest and the healthiest!

## **Who's your daddy?**

Fern, a zebra shark who has lived at the Aquarium of the Pacific since 1997, gave birth to two adorable shark pups in 2014. This was the first time anyone was able to successfully reproduce zebra sharks through artificial insemination!

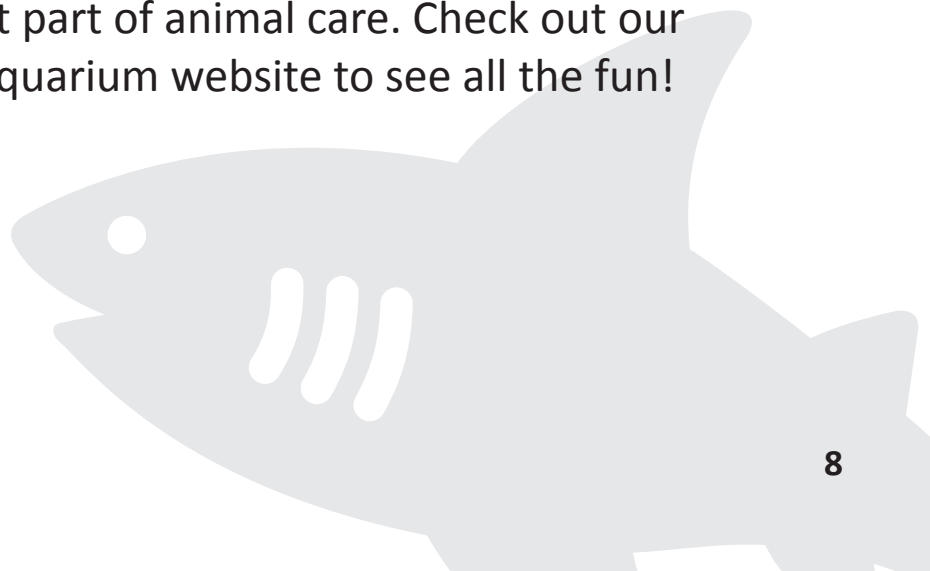
Pups normally hatch in about five-and-a-half to six-and-a-half months, and are only about 7.9 to 10 inches when they emerge from their egg cases. Once hatched, they are immediately independent, capable of swimming and hunting on their own.

Successful births from artificial insemination can further the research that helps dwindling shark populations in the wild.

## **Fun for Everyone**

At the Aquarium, our members and visitors aren't the only ones having fun. In fact, fun is at the top of every animal's to-do list! Enrichment activities are tailored to boost exercise and the mental wellbeing of our marine critters.

Whether the bamboo sharks are "playing soccer" as they bump a hollow ball stuffed with shrimp and squid, or the otters are trying to gather frozen treats hidden in icy obstacles, these activities are an important part of animal care. Check out our Enrichment blog on the Aquarium website to see all the fun!








# TOP-NOTCH ANIMAL CARE

One of the best parts of membership is that you can visit as often as you like! Check an item off this fun list each time you visit the Aquarium, or try to tackle multiple items at once.

- Spot the elusive giant pacific octopus outside of its hiding place.
- Buy a squid hat at one of our gift stores and wear it for one entire visit.
- Go to Lorikeet Forest and get 3 or more lorikeets to perch on you at the same time.
- Watch Parker and his friends at one of our Seal and Sea Lion shows.
- Give one of our divers a “high-five” through the glass of one of our tanks.
- Take a video of the garden eels popping in and out of their burrows.
- Do some sleuthing to find out what Topaz is and why it’s important to the Aquarium.
- Enjoy a relaxing lunch on the Veranda with a beautiful view of Rainbow Harbor.
- Download one of our free wallpapers and set it as the background on your phone.
- Get selected to participate in a sea otter presentation in Northern Pacific Gallery.
- Get splashed by a ray in Shark Lagoon.
- Touch a jelly and say “it feels like a wet gummy bear.”

# #AQUARIUMMEMBER





#AquariumMembers are the best members. With all these smiling faces and great photos, it's easy to see why!

Tag your Instagram photos with #AquariumMember, or email your photo to [MemberServices@lbaop.org](mailto:MemberServices@lbaop.org). Your picture could be featured in *Pacific Currents* (our magazine for members).



# 5 WAYS TO TAKE A BETTER PHOTO AT THE AQUARIUM



The Aquarium is a wonderful place to capture rare and exciting moments. With these tips, you can leave the fancy equipment at home and achieve the same great shots with your phone.

## 1. Pick Your Setting

With so many beautiful exhibits at the Aquarium, it's tough to figure out where to start. Members love capturing the colors of the Rainbow Lorikeets perched in their forest, the intricate coral in the Tropical Reef habitat, and the playful seals and sea lions gliding through the tunnel of our Southern California/Baja gallery.

And don't leave without snapping a selfie with one of our friendly volunteer divers in the Honda Blue Cavern exhibit!

## **2. Play With the Lighting**

Whether you're touching rays outdoors or exploring the dark depths of the Northern Pacific gallery, take advantage of the different lighting throughout the Aquarium.

Use an exhibit's radiant blue glow as a backlight to create interesting shadows of your subject standing in front of it. To mix it up, try tapping on your phone's screen to change the exposure to the foreground, lighting your subject instead. You can also experiment by playing with the reflections in the water or glass from the tank. Let your imagination run wild!

## **3. Capture a New Perspective**

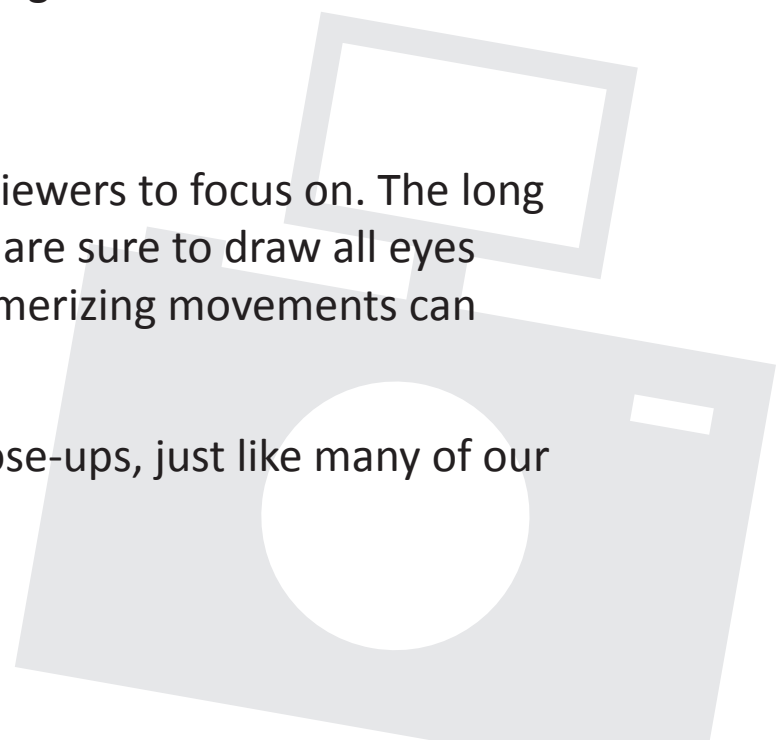
Stepping back a few feet can help give context to your photo, while kneeling down can let you to capture a moment from a child's point of view.

You could even stand under the life-sized blue whale model in the Great Hall to see how your size compares to the biggest mammal on Earth. Talk about feeling small!

## **4. Focus on Your Subject**

Think about what you want your viewers to focus on. The long flowing tentacles of the sea jellies are sure to draw all eyes toward them, and their slow, mesmerizing movements can bring life into a still photo.

These jellies are ready for their close-ups, just like many of our other animals.







## 5. Above All, Have Fun

Don't forget, sometimes the best shots are the ones that aren't planned. Have fun and be spontaneous! You never know when Parker the sea lion will be showing off behind you, or what reaction somebody might have after touching a shark for the first time.

When in doubt, simply enjoy all of the exciting things that the Aquarium has to offer and make some lasting memories of your own.

Happy snapping!

## TIPS FROM MEMBERS

Check the Aquarium calendar for Late Nights. These evening hours are free for members, and our entire family can join in on the fun since it's after the work day.

We always buy the discounted parking vouchers. Not only do we pay less, but also we don't have to wait in line every time to pay for parking.

Bring your own water bottle and fill it up at one of the filtered water stations around the Aquarium. It's the green thing to do.

Drop in for a puppet show with Bertrand the Eel and his friends. The kids will love it, and there are always a few jokes splashed in for the adults.

Go to the members-only events whenever you can! We had a blast at Member Prom, and our kids love all the fun activities at family member events.

Ask questions. The Aquarium staff members are happy to share their knowledge and can help you learn about the animals and ocean.

# SRIRACHA CEVICHE

## BY CHEF ART GONZALEZ

### Ingredients

1½ lbs. halibut or barramundi  
2/3 cup grapefruit juice  
2/3 cup lemon juice  
2/3 cup lime juice  
1 small red onion  
1 medium ripe tomato  
2 tablespoons minced cilantro  
1 to 2 jalapenos  
¼ teaspoon cracked pepper  
½ teaspoon salt  
½ tablespoon sriracha



Wait, the  
Aquarium wants  
us to eat fish!?  
Learn more on  
the next page.

### Preparation

Cut the fish into ¼-inch pieces. In a glass bowl, combine chopped fish, citrus juice, and salt. Cover and refrigerate for at least 20 minutes.

While the mixture chills, cut tomato, onion, and jalapeno into ¼-inch pieces. Place them in a bowl with cilantro and cracked pepper. Add sriracha.

Once fish has finished marinating, combine ingredients from both of the bowls and mix thoroughly. Enjoy ceviche with chips!





## **Seafood: Good for You and Good for the Planet**

Buying local, well-managed seafood is a great (and easy) way to support a healthy planet and local communities. Not to mention, it is a great source of protein and can be part of a healthy diet.

Go online to [seafoodfuture.org](http://seafoodfuture.org) for The Gold List of fish and seafood that are recommended based on their resiliency and the sustainable practices used to produce them.

You can also find more information on our Seafood for the Future program. It provides science-based information about seafood and its role in the global food supply to help businesses and consumers make informed seafood choices.

# PAT YOURSELF ON THE BACK



Just like sea otters act as an important keystone species in sustaining the structure of their ecosystem, you and your membership play a valuable role in the structure of your Aquarium.

The dollars from your membership directly contribute to our success. So pat yourself on the back, and wear that member badge proudly!

Read on to see how your membership support makes an impact at the Aquarium of the Pacific.



## **Education for Everyone**

Our education department provides ample learning opportunities for visitors of all ages, including underserved students who otherwise might not have the ability to visit the Aquarium.

These informal learning experiences leave a lasting impression and nurture a curiosity for continued science exploration. Plus, studies have shown that students who participate in environmental education programs score better on standardized tests, improve their overall GPA, stay in school longer, receive higher-than-average scholarship awards, and display better classroom behavior.

## **More Than a Fish Tank**

Our Guest Speaker Series invites a broad spectrum of experts in many fields of science such as, marine biology, oceanography, and conservation, as well as artists, photographers, authors, and explorers. Everyone who attends has the opportunity to hear directly from these experts and ask them questions, receiving up-to-date information and learning about the latest discoveries relating to the speaker's topic.

Members get in free (woo hoo!) so be sure to check out the upcoming lectures on our website. Can't get to the Aquarium or have a schedule conflict? Don't worry! Every lecture is broadcast live on the Aquarium's website and you can access the lecture archive with tons of videos from prior guest speakers.

# THAT'S ALL FOLKS!

A big thank you from the staff who helped put together this guide. We hope you enjoyed the read and that this guide will help make your Aquarium membership even better.



Bailey Brisson  
Writer



Alyssa Pacaut  
Writer & Designer



Jay Tayag  
Photographer



Francisco Rocha  
Editor



Brandi Kenney  
Editor & Designer



Robin Riggs  
Photographer